

Instructions



Match and Spell Next Steps



Orchard Toys have been supporting parents and children for over 40 years. We create colourfully illustrated, quality, educational games and jigsaws which have been designed, tested and manufactured in Britain.

Working with teachers, nursery professionals and children, we ensure that every game and jigsaw we make enhances learning and development.

We pay attention to the little details and keep testing until we get it right! This means that when your child is playing an Orchard Toys game or piecing together one of our jigsaw puzzles you can rest assured that they are learning whilst having fun!

For fun activities and to view our full range, visit:
www.orchardtoys.com

©2016 Orchard Toys Ltd. Wymondham, Norfolk, NR18 9SB, England
Ref: 218 Made in England
Please retain this information for future reference.

Learning Made Fun!



Match and Spell Next Steps


This fun word building game is based on the letters and sounds phonics programme taught in most schools. **Phonics** is a way of learning to read and spell by breaking words down into sounds and then blending the sounds together to make the word. A sound made from **one letter**, (the "f" in fish), is called a **Phoneme**. A sound made from **two letters**, (the "sh" in "fish"), is called a **Digraph**. A sound made from **three letters**, (the "igh" in "knight"), is called a **Trigraph**.

Contents

- 18 double-sided word boards
- 78 cards (includes 10 spare letter cards with red borders to create your own words plus 1 blank spare card)

Setting up the game

Use boards with words **face up** for Game 1.

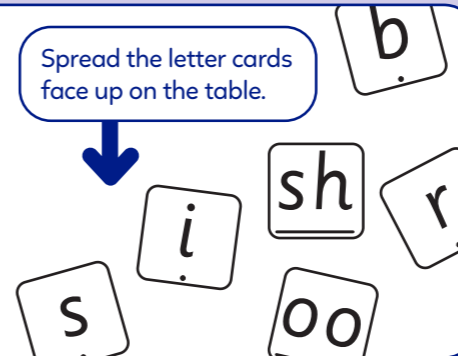


Each player chooses a word board.

Use boards with words **face down** for Game 2.






Spread the letter cards face up on the table.




Sounding out the word

When breaking the words up into individual sounds place your finger on the dot or dash as you make the sound.



Game 1: Sounding, matching and reading



- 1 Identify a sound on your word board then find a matching sound card on the table. **Make the sound of the card as you place it on your board.** Play passes to the next player.


If you cannot identify a sound or find the matching card, you may ask another player for help.

- 2 When all the letters have been found, **read the word aloud** and choose another board to complete.

Collect letters in the order the word is spelt.



Game 2: Sounding out and spelling phonetically



- 1 Look at the image on your word board and **sound out** the missing word. Find a matching sound card on the table. **Make the sound of the card as you place it on your board** in the position it appears in the word. Play passes to the next player.

If you cannot identify a sound or find the matching card, you may ask another player for help.

- 2 When all the letters have been found, **read the word aloud** and choose another board to complete.

When using the blank side of the word board, be particularly careful to put letter cards in the correct order to spell the word.



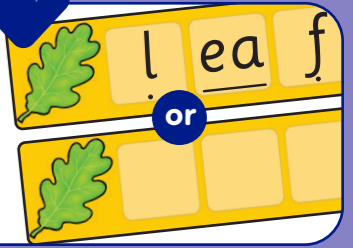
In both games, play continues until all of the word boards are complete.

Game variations

- Word boards can be used either way up depending on the players age and ability.
- To make the games more challenging, place the cards face down on the table for a matching and memory game.
- These games can also be played as a single player activity.

Quick Start

Choose a word board and decide which game to play.



Game 1

Match the letters after sounding them out. Then read the words aloud.



Game 2

Sound out the word and find the letters to spell it out in the correct order.



Play continues until all of the word boards are complete.



More fun!

For FREE printable activities including colouring sheets, tasty recipes and craft ideas visit 'Things To Do' at:
www.orchardtoys.com/thingstodo



More fun with phonics



Here are a few more words, can you sound them out?

Download this FREE literacy activity sheet from our website.