



# Bus Stop

A fun introduction to addition and subtraction.  
Pick up and drop off passengers as you travel through Orchard Town.

## Contents

- 1 jigsaw playing board • 4 bus boards • 4 bus counters • 4 stands • 40 passenger cards
- 1 dice • 1 spinner board • 1 two-part plastic spinner (separate the plastic arrow from the base and attach to the spinner board)

### Setting up the game


Assemble the playing board.



Insert the bus counters into the matching stands. Each player chooses a bus counter and a matching bus board. The bus counters are placed on the start space at the Bus Station, shown by the blue arrow on the playing board.



Spread the passenger cards face up on the table.




Attach the plastic arrow to the spinner board and place the spinner and dice in reach of all the players.



### 1 Roll the dice

**The youngest player starts.** Roll the dice. Move your bus counter around the board the number of spaces shown on the dice.



Once you have moved your counter, **spin the spinner** to determine the number of passengers to pick up or drop off.

### 2 If you land on a space with a plus symbol



If you land on a space with a **plus** symbol, **pick up** the number of passenger cards indicated by the spinner and place them on your bus board. Play passes to the next player.

If the number on the spinner exceeds the number of empty spaces on your bus, only pick up the number of passenger cards required to fill your bus.



### 3 If you land on a space with a minus symbol



If you land on a space with a **minus** symbol, **drop off** the number of passenger cards indicated by the spinner from your board and return them to the table. Play passes to the next player.

If you have to drop off more passenger cards than are on your bus you must drop off as many as you have left. If your bus is empty you cannot drop off any passenger cards and play passes to the next player.

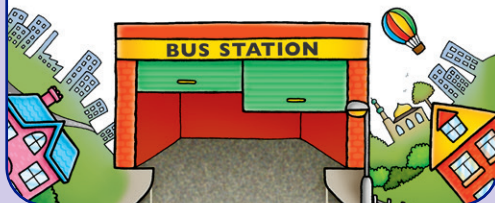


### 4 Play continues

Continue to move around the board until you have reached the Bus Station shown by a red **STOP** sign. The exact number does not have to be rolled to reach the Bus Station. The game continues until **all players** have returned to the Bus Station.

### 5 The winner!

The winner is the player with the most passenger cards when they reach the Bus Station at the end of the game.



### For a more advanced game

For a more advanced game, write out the sum before picking up or dropping off passenger cards. For example:

- If you have **4** passengers on your bus board and you pick up **3** passenger cards the sum would be  $4+3=7$ .
- If you have **4** passengers on your bus board and you drop off **3** passenger cards the sum would be  $4-3=1$ .