



Greedy Gorilla

Encourage healthy eating in a fun way.
Feed junk food to Greedy Gorilla but don't forget
to say excuse me when he burps!

Contents

- 4 playing boards
- 24 healthy food cards
- 8 junk food cards
- 1 gorilla posting box (batteries included)

Setting up the game

Each player chooses a playing board.



Spread the healthy food and junk food cards face down on the table.

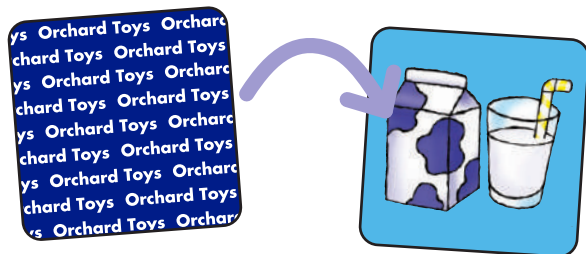


The gorilla is activated (see **Gorilla Instructions** below) and placed where everyone can reach him.



1 How to play

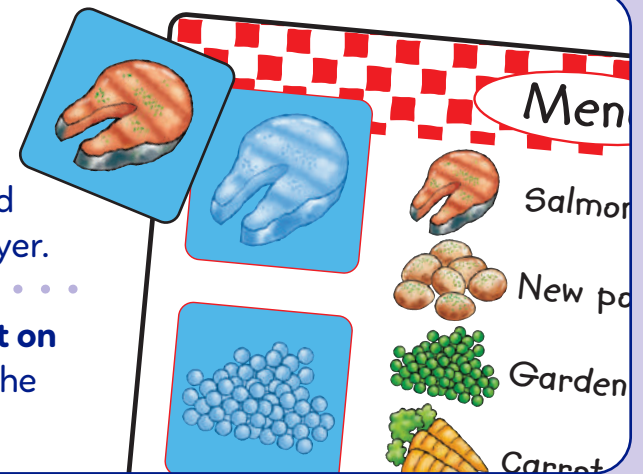
The youngest player starts. Turn over a card.



2 Healthy food cards

If the food on the card **matches** a food picture on your playing board, place the card over the picture. Play passes to the next player.

If you pick up a healthy food card that is **not on your playing board**, return it face down to the table. Play passes to the next player.



3 Junk food cards

If you pick up a junk food card with a yellow background, post it into Greedy Gorilla's mouth to make him burp.


When the Greedy Gorilla burps, all players should put a hand to their mouth and say, **"Excuse me!"** Play passes to the next player.

burp!



4 The winner!

The winner is the first player to fill their playing board with healthy food cards!



Please note:

Do not give foods to animals that they do not normally eat.

When eaten in moderation, the foods depicted on the junk food cards can form part of a balanced diet.

The most effective way to make the gorilla burp is to push the card into his mouth horizontally, ensuring that it makes firm contact with the trigger.



Gorilla Instructions

- Activation of the sound module in Greedy Gorilla must be carried out by an adult.
- When using Greedy Gorilla for the first time, turn the posting box upside down and remove the plastic isolator tab from the bottom of the sound module.
- Turn the sound module on using the switch on the right side of the posting box. Please note that the gorilla will burp once each time the switch is moved to the ON position.
- When the sound module is turned on, the gorilla will automatically burp whenever an object is inserted into his mouth.
- Once the game has ended, move the switch to the OFF position to save battery power.

Battery Requirements

- Requires 3 x AAA 1.5V batteries (included).
- Alkaline batteries are recommended.
- When battery power is low, remove all 3 batteries and replace with 3 new batteries.

Battery Replacement

Battery removal and replacement must be carried out by an adult. To access the battery compartment, please follow these instructions:

1. Lift open the top flap of the posting box.
 2. Push the back of the posting box up and gently pull it out to open the posting box.
 3. Using a small Phillips-head screwdriver, remove the screw from the battery compartment door. The screw is very small, so please remember to keep it safe.
 4. Open the battery compartment door.
 5. Remove all 3 batteries and insert 3 new batteries.
 6. Reverse steps 1-4 to seal the battery compartment and reassemble the posting box.
- Batteries should be inserted with the correct polarity, observing (+) and (-) marks on the batteries and product.
- Only use batteries of the same or equivalent type to those recommended.
 - Avoid short-circuiting the terminals in the battery compartment, or the battery terminals.
 - Do not mix old (used) batteries and new batteries, or batteries of different types (e.g. alkaline and rechargeable).
 - Remove exhausted batteries, as battery leakage and corrosion may damage this toy.
 - Remove batteries if storing the product for long periods of non-use.
 - Dispose of exhausted batteries safely and never dispose of batteries in a fire.
 - Never attempt to recharge non-rechargeable batteries.
 - Always remove rechargeable batteries before being charged. Removal and recharging of rechargeable batteries must be carried out by an adult.



Help the environment by disposing of your product responsibly. The wheeled bin symbols indicate the product and batteries must not be disposed of in the domestic waste as they contain substances which can be damaging to the environment and health. Please use designated collection points or recycling facilities when disposing of the item or batteries.