



Slimy Rhymes

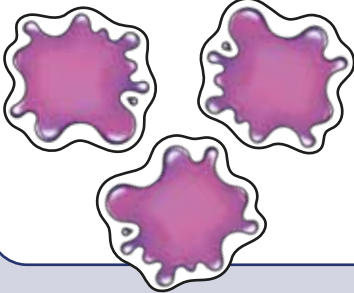
Find the rhyming pairs then spin the spinner and say a silly sentence in a funny way in this hilarious matching game!

Contents

- 44 cards • 1 spinner board • 1 two-part spinner arrow (separate the plastic arrow from the base and attach to the spinner board) • 1 slot-together 3D slime monster

Setting up the game

Spread all the purple cards, face down, on the table.



Each player takes five green cards and places them, face up, in front of them.

Place any remaining cards to one side, out of play.



Slot together the 3D slime monster, assemble the spinner and place them in reach of all players.



1 To play

The youngest player starts.

Choose any purple card and turn it over.



2 If the card rhymes with yours

If the card rhymes with one of the green cards in front of you, try to think up a silly sentence in your head using the words on each card.




Spin the spinner and say your sentence out loud in the style shown on the spinner!

Note: Younger children can just say the two rhyming words without thinking of a sentence.



I saw a smelly old bear eat a big juicy pear!

When you have said your sentence, post **both** cards into the slime monster's mouth.

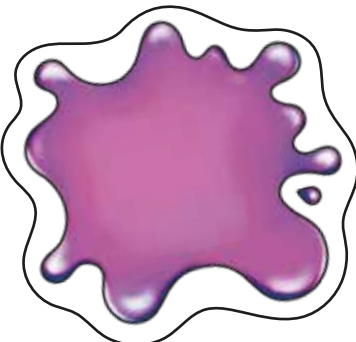


Play passes to the next player.

3 If the card does not rhyme with any of yours

If the card you turn over does not rhyme with any of the green cards in front of you, return the purple card, face down, to the table.

Play passes to the next player.



4 Play continues

Play continues in this way.

See how creative you can be with your silly sentences, using your imagination to make up the craziest things you can think of!

5 The winner

The winner is the first player to post all their green cards into the slime monster's mouth!

