

# GB Pear Pairs

## Contents:

28 pear cards

## Setting up

Shuffle the pear cards and spread them, pear side up, on the table.

## Object



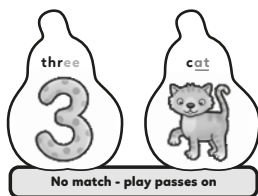
To be the player with the most pear pairs at the end of the game.

## To play

- The youngest player starts by turning over two cards.
- If the cards **match**, keep the pair and turn over two more cards.
- If the cards **do not match**, return the cards to the table, pear side up. Play passes to the next player.
- If you turn over a '**share a pear pair**' card, you must give one of the pairs you have collected to another player and return the 'share a pear pair' card, pear side up, to the table. Play passes to the next player.
- If you turn over a **pair** of 'share a pear pair' cards, keep the pair and also choose a player who has to share one of their pairs with you. Play passes to the next player.
- The game ends when there are no cards left to turn over.

## The winner

The winner is the player with the most pear pairs at the end of the game.



©2021 Orchard Toys Ltd. Chestnut Drive,  
Wymondham, Norfolk, NR18 9SB, England  
[www.orchardtoys.com](http://www.orchardtoys.com)  
Ref: 616 Made in England  
Please retain this information for future reference.