



Alphabet Lotto

Learn the letters of the alphabet in this best-selling lotto game. With four ways to play, you can increase the difficulty as children learn.

Contents

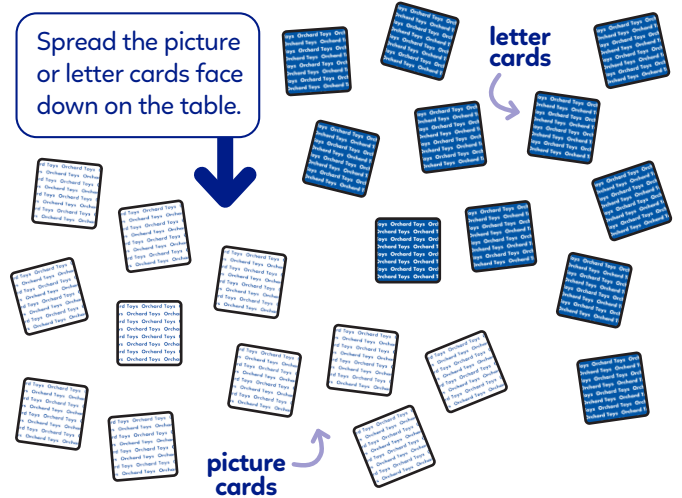
- 5 double-sided lotto boards
- 30 picture cards
- 30 letter cards

Setting up the game

Each player chooses a lotto board.



Spread the picture or letter cards face down on the table.




Decide which side of the board you need depending on which game you want to play.

1 Game ONE (with pictures)

If the card matches a picture on your lotto board, cover the picture with the card.

Place your board picture side up in front of you. Select a picture card from the table.



If the card does not match a picture on your lotto board return it, face down, to the table. Play then passes to the next player.

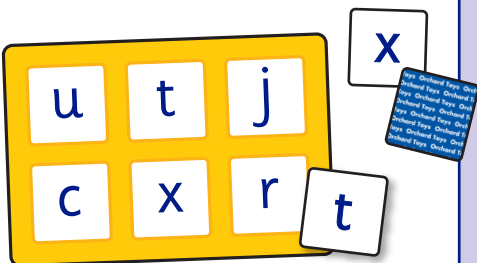
The winner!

The winner is the first player to cover all the pictures on their lotto board.



2 Game TWO (with letters)

Game TWO is played as Game ONE using the **letter** side of your lotto board and the **letter** cards.





The winner is the first player to cover all the letters on their lotto board.

3 Game THREE and FOUR (with letters and pictures)

Game THREE is played as Game ONE but using the **picture** side of your lotto boards and the set of **letter** cards.

Game FOUR is played as Game ONE but using the **letter** side of your board and the **picture** cards.



The winner is the first player to cover either the pictures or letters on their lotto boards.