



Dinosaur Dig

Dig in the mud and search for all the bones to build your 3D dinosaur, but watch out for the Terrible T-Rex as he will make you put a bone back!

Contents

- 1 two-piece 3D playing board
- 2 mole pieces
- 4 seven-piece 3D dinosaurs
- 4 Terrible T-Rex cards
- 4 pickaxes

Setting up the game

Assemble the playing board.

Fold the sides of the board base up and fix in place by locating the tabs into the slots.

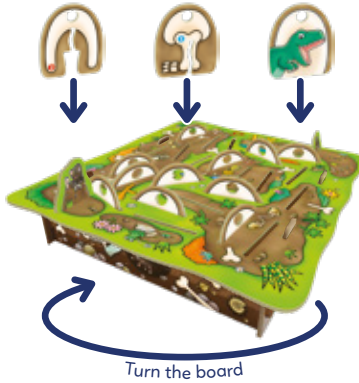


Place the green board top over the upright tabs of the board base and slide to lock into place.

Slot the mole pieces into the smaller holes at either end of the board top so that the two parts of the 3D board are locked together.



Randomly place all the arch shaped cards into the slots on the 3D playing board then turn the board a few times.



Each player takes a dinosaur body and hip piece with matching coloured number dots. Slot the two pieces together and place the dinosaur in front of you, along with the matching coloured pickaxe.

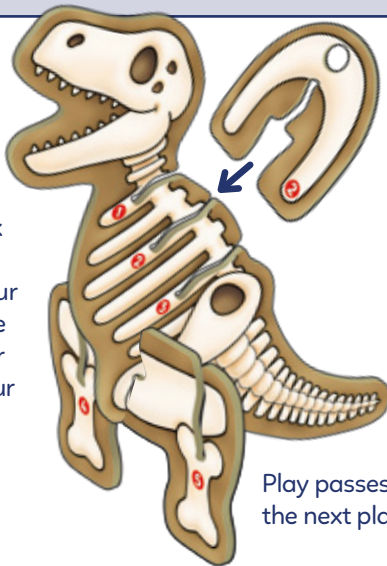


1 Digging for bones



The youngest player starts.

Use your pickaxe to hook a dinosaur bone out of the 3D board. If the colour of the number dot on the bone **matches** the colour of the number dots on your dinosaur, slot the piece into the corresponding numbered slot on your dinosaur.



2 Not your bone

If the colour on the bone **does not match** the colour on your dinosaur, return the bone to any slot on the 3D playing board.

Play passes to the next player.



3 The Terrible T-Rex



ROAR!

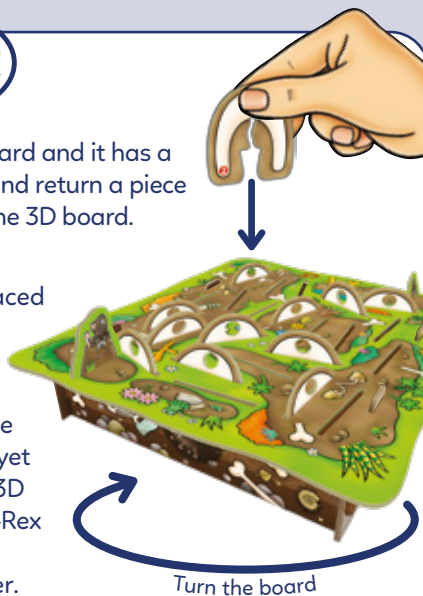
If you pull a bone from the board and it has a **Terrible T-Rex** on it, 'ROAR!' and return a piece of your 3D dinosaur back to the 3D board. Turn the board a few times.

The Terrible T-Rex card is placed to one side out of play.

Play passes to the next player.

NOTE: If you pull out a Terrible T-Rex card and you have not yet collected any pieces of your 3D dinosaur, return the Terrible T-Rex to the 3D board.

Play passes to the next player.



4 The winner

The winner is the first player to build their 3D dinosaur and ROAR!



NOTE: When packing the game away, remove the mole pieces and board top, place all the dinosaur pieces, pickaxes and moles inside the 3D board base, replace the board top and slide into the outer packaging ready for your next game of **Dinosaur Dig!**