


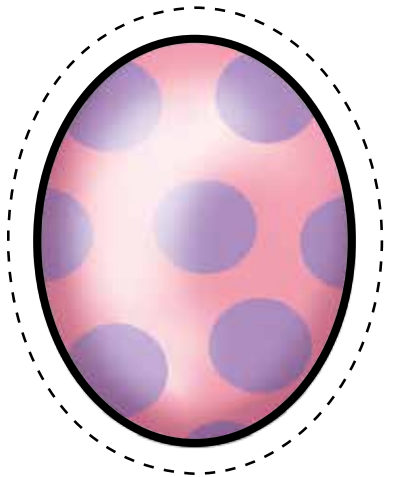









# Easter Scavenger Hunt

Follow the dotted lines to cut out the eggs and use the clues on page 2 to hide them around the house. Then read the suggested clues out one by one and encourage your children to find the hidden eggs. Alternatively, feel free to make your own clues up or add to these for even more family fun!

For more **Fun**,  
look out for...



Follow us:



© 2022 Orchard Toys Ltd

#LoveOrchardToys

[www.orchardtoys.com](http://www.orchardtoys.com)



# Easter Scavenger Hunt

For more **Fun**,  
look out for...



- 1 Follow the clues, to a gift for you, the first one is easy, it's in your shoe.
- 2 The post will come through thick and thin, look where the letters come in.
- 3 Hop it little bunny the fun has just begun! You'll find the next piece where your bathing is done.
- 4 Oh, bunny what a dirty pink bow, take this clue to the place where our dirty clothes go.
- 5 You've nearly completed the race – go and check out the place where you wash your face.
- 6 This clue is inside what keeps your food cool before you take it to school.
- 7 I have lots of channels, starting at one. But don't turn me on, until your homework is done.
- 8 I hope this Easter hunt is bringing lots of joy, now take this clue to your favourite Orchard Toy.
- 9 Your very last clue, try not to peep, I'm feeling quite tired, it's time to sleep.



Follow us:



© 2022 Orchard Toys Ltd

#LoveOrchardToys

[www.orchardtoys.com](http://www.orchardtoys.com)