



Money Match Café



Orchard Toys have been supporting parents and children for over 40 years. We create colourfully illustrated, quality, educational games and jigsaws which have been designed, tested and manufactured in Britain.

Working with teachers, nursery professionals and children, we ensure that every game and jigsaw we make enhances learning and development.

We pay attention to the little details and keep testing until we get it right! This means that when your child is playing an Orchard Toys game or piecing together one of our jigsaw puzzles you can rest assured that they are learning whilst having fun!

For fun activities and to view our full range, visit:
www.orchardtoys.com

©2018 Orchard Toys Ltd.
Chestnut Drive, Wymondham, Norfolk, NR18 9SB, England
Ref: 074/500 Made in England
Please retain this information for future reference.

Learning Made Fun!



Money Match Café

Add up the coins and deliver your meals in this fun money game

Contents

- 4 3D tables
- 1 spinner (separate plastic arrow from the base and attach to spinner board)
- 1 till board
- 1 tray board
- 16 meal/beverage/snack cards
- 32 money cards (16 easy cards, 16 hard cards)

Setting up the game

Assemble the tables and place them at different points around the room. Sit your own toys at the tables to act as pretend customers!



Each player is dealt four meal cards.



Spread the money cards face down on the table.

(Note: for an easier game use the green cards, for a more difficult game use the red cards. For a mixed ability group use all cards and let players choose.)



Place the till, spinner and tray where everyone can reach them.



1 To play

The youngest player begins by turning over a money card.



Add up the coins and look to see whether any of the prices on your meals match the amount of coins shown on the money card.

2 If the prices don't match

If none of the prices match the coins on the money card, return it face down to the table. Play passes to the next player.

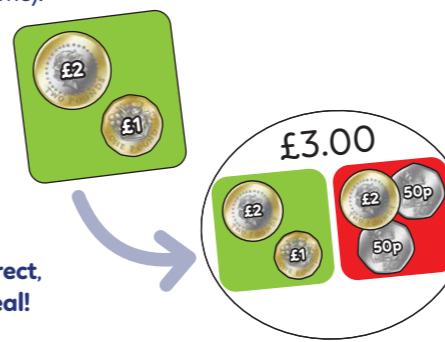


3 If the prices match

If one of your meal prices **does** match the coins, check to see if you are correct by turning over the meal card (the picture of the coins should look the same).

If you aren't correct return the money card face down to the table. Play passes to the next player.

However, if you are correct, you can deliver your meal!




4 Delivering your meal

To deliver your meal, place the money card on the till, then spin the spinner to see which table you will be serving.



Now carefully put the meal on the tray and deliver it onto the relevant table (try not to drop it on the way!).

Play passes to the next player.



5 The winner

The game continues until one player has delivered all their meal cards. This person is the winner!




Quick Start

Set up the café and take four meal cards.



Take turns to match the coin cards to your meal prices.



When you find a match put your money in the till, spin the spinner and serve your meal to the relevant table.



The winner is the first person to serve all four meals to the tables!



More fun!

For FREE printable activities including colouring sheets, tasty recipes and craft ideas visit 'Things To Do' at:
www.orchardtoys.com/thingstodo



More Money Fun!



Download a FREE money activity sheet from our website!