

Initial Letter Game

The initial letter of a word is the first letter - the letter that starts the word. In this activity, you need to work out the initial letter of each word, using the pictures to help you. Then, sort them into groups of words that have the same initial letter.

You will need:

- Word Cards (included in this resource)
- Initial Letter Cards (included in this resource)
- A4 thin card or paper
- scissors
- pen, pencil or dry wipe pen
- sticky notes (optional)


Instructions

1. Print out the word cards and initial letter cards onto A4 thin card or paper.
2. Carefully, cut them out (an adult might need to do this).
3. If possible, laminate the cards or cover them in sticky-back plastic to make them more durable.
4. Shuffle the word cards and lay them out on a table or other surface. You can also have the initial letter cards in a group on the table, so you can see them.

- 5.** Can you work out the initial letter that is missing from each word? The picture should help you.
- 6.** Fill in the letter using a pen or pencil. If you've laminated the cards, you can use a dry wipe pen (then the letters can be erased and the cards can be used again another time).
- 7.** Now, sort the words according to their initial letter. All words with the same initial letter need to be in the same group. Use the initial letter cards to help you sort them.
- How many words are in each group?
 - Which words have initial letters that sound similar or could be confused?
 - Can you add any other words to each group? Grab some sticky notes and write some words that could fit into each group.



Some ingredients and/or materials used might cause allergic reactions or health problems. You should ensure that you are fully aware of the allergies and health conditions of those taking part. If you have any concerns about your own or somebody else's health or wellbeing, always speak to a qualified health professional. Activities listed within the resource should always be supervised by an appropriate adult. Children should be supervised when using sharp items such as scissors or other tools. Please make sure you are aware that children may put craft items into their mouths, and that they should wash their hands afterwards. By using this resource, you acknowledge that it is the responsibility of supervising adults to ensure the safety of children in their care and that we will accept no liability as a result of the activity.



___nt

twinkl.com



___us

twinkl.com



___at

twinkl.com



___og

twinkl.com



___ox

twinkl.com



___at

twinkl.com




__en

twinkl.com



__ug

twinkl.com



__ig

twinkl.com



__at

twinkl.com



__un

twinkl.com



__eb

twinkl.com



__rog

twinkl.com



__ent

twinkl.com



__est

twinkl.com



__ilk

twinkl.com



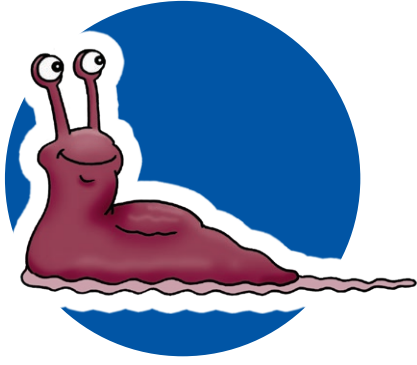
__rab

twinkl.com



__rum

twinkl.com






__lug

[twinkl.com](https://www.twinkl.com)



__and

[twinkl.com](https://www.twinkl.com)



j

twinkl.com

m

twinkl.com

n

twinkl.com

p


twinkl.com

r

twinkl.com

s

twinkl.com



twinkl.com



twinkl.com

Answers

Initial Letters

ant

bus

cat

dog

fox

hat

hen

jug

pig

rat

sun

web

frog

tent

nest

milk

crab

drum

slug

hand

Initial Letter Groups

a - ant

b - bus

c - cat, crab

d - dog, drum

f - fox, frog

h - hat, hen, hand

j - jug

m - milk

n - nest

p - pig

r - rat

s - sun, slug

t - tent

w - web