



THE WORLD OF
PETER RABBIT™

Beatrix Potter™



Rabbit Race

Instructions



THE WORLD OF

PETER RABBIT™

Beatrix Potter™

Orchard Toys and The World of Peter Rabbit™ bring to life the tales of Beatrix Potter in a collection of enchanting games and jigsaw puzzles which are sure to spark the imagination of children.

This range blends the unique creative style, engaging gameplay and educational values of Orchard Toys, with the iconic characters from one of the world's most beloved brands.

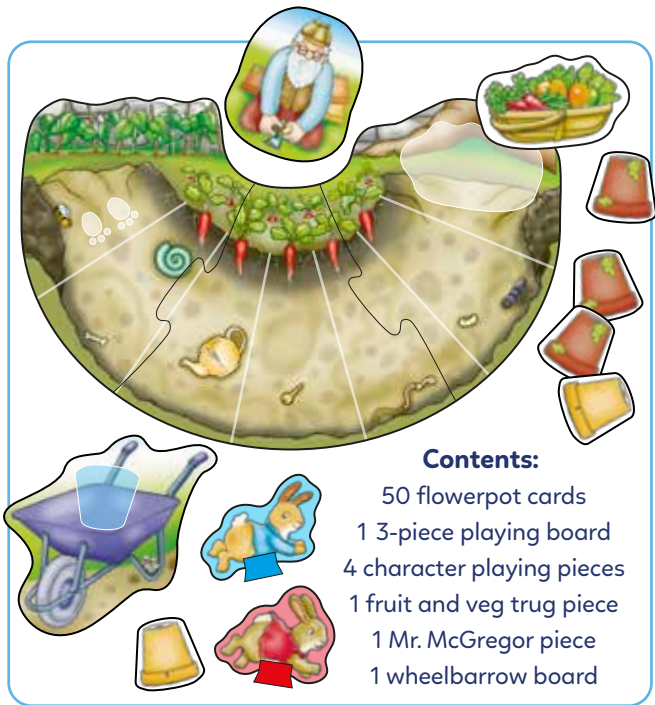
Children will enjoy the adventures of the blue-jacketed mischief-maker Peter Rabbit and his friends in this series of fun games and jigsaws.

The World of Peter Rabbit™ and Orchard Toys collection represents the very best of both brands, and our shared values of quality, education, family and fun!



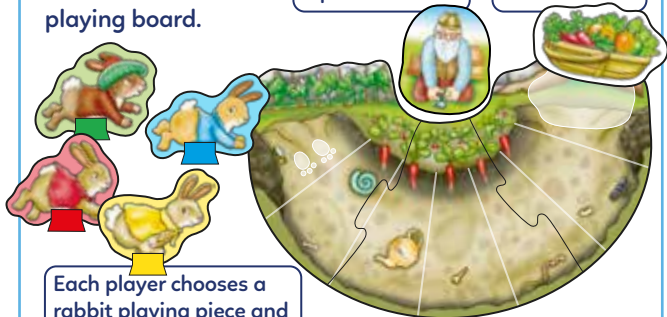
Rabbit Race

Find matching pairs and be the first to reach Mr. McGregor's delicious fruit and veg trug in this exciting **matching and memory** game.



Setting up

Assemble the playing board.



Place the Mr. McGregor piece, gardening side up, in the central dip of the board.

Place the fruit and veg trug on the space at the end of the board.

Each player chooses a rabbit playing piece and inserts it into a matching coloured stand.

Place your rabbit on the pawprint space at the start of the board.

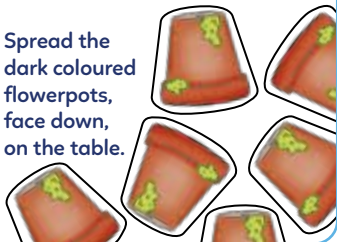
Place the wheelbarrow board within reach of all players.



Shuffle the light coloured flowerpots and place, face down in a pile, on the table.



Spread the dark coloured flowerpots, face down, on the table.



1

To play



Each player takes six light coloured flowerpots from the pile. Place them, face up, in front of you.

2

Matching fruit and veg

The youngest player starts.

Turn over a dark coloured flowerpot.

If it **matches** one of the six cards in front of you, place the two matching cards on the wheelbarrow board and move your rabbit playing piece one space along the board.

Play passes to the next player.

If it **does not match**, show the card to the other players and return it, face down, to the table.

Play passes to the next player.



3 Mr. McGregor cards

If you turn over a flowerpot with Mr. McGregor on the reverse, you must **miss a turn!** Return the card, face down, to the table and mix up with all the other flowerpot cards.



Play passes to the next player.

4 The winner

The winner is the first player to make six matching pairs and reach the fruit and veg trug at the end of the playing board. The trug is double-sided so **you can choose which side your rabbit would like to eat!**



At the end of the game the winner can **turn over Mr. McGregor** who's very cross that the rabbits have eaten his fruit and veg!





For a more challenging game

Set up the game as before, but this time each player only takes **one** light coloured flowerpot.

Play as before - find a matching pair, move your rabbit playing piece one space along the playing board and place the matching cards on the wheelbarrow. Then take another light coloured flowerpot from the pile and place it in front of you, ready for your next turn.

For a simple pairs game

Only the flowerpot cards are needed for this game.

Spread out all the flowerpots, fruit and veg side down, on the table.

The youngest player starts by turning over one light coloured flowerpot and one dark coloured flowerpot.

If the reverse of the flowerpots **match**, keep them in front of you. If they **do not match**, turn them back over. Play passes to the next player.

The game ends when there are no more cards left to turn over.

The winner is the player with the most matching pairs.



BEATRIX POTTER™, PETER RABBIT™ © Frederick Warne & Co., 2023.
All rights reserved. Frederick Warne & Co. is the owner of all rights,
copyrights and trademarks in the Beatrix Potter character names
and illustrations. Licensed by Frederick Warne.

For fun activities and to view our full range, visit:

www.orchardtoys.com

©2023 Orchard Toys Ltd. All rights reserved.
Please retain this information for future reference:
Orchard Toys Ltd. Wymondham, Norfolk, NR18 9SB
Ref: WPR002 Made in China